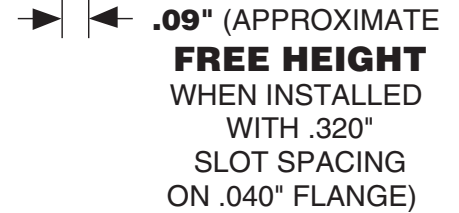
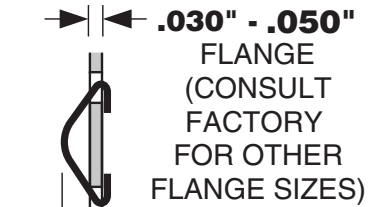
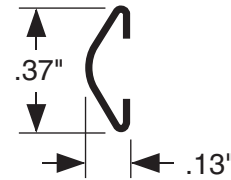
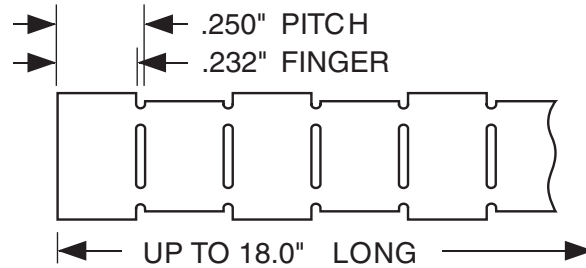
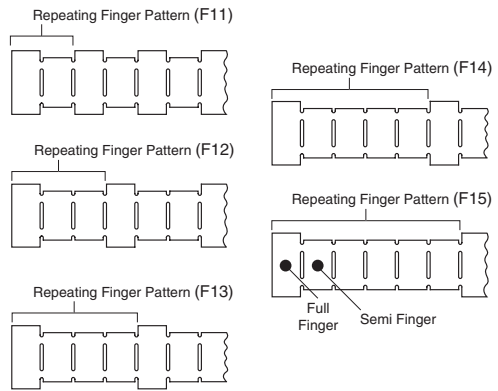


FINISH CODES

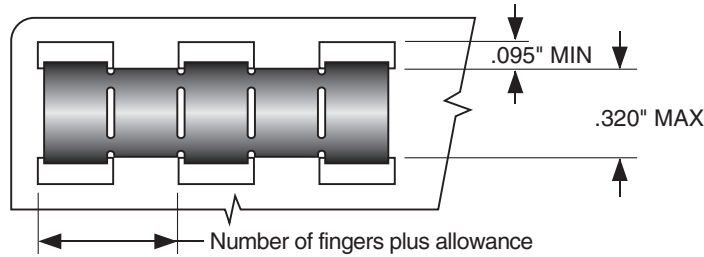
FILL IN SHADED AREAS TO COMPLETE THE PART DESCRIPTION



SELECT FINGER PATTERN DESIRED



SEE NOTE ³
REPEATING FINGER PATTERN F11 SHOWN



TECH-ETCH MANUFACTURING PART NUMBER

250V37F - -
(PROFILE) - (LENGTH) - (FINISH)

LENGTH CALCULATOR FOR PART NUMBER ABOVE

CLICK HERE FOR STOCK LENGTH,
OR ENTER NUMBER OF FINGERS HERE:

NOTES:

1. MATERIAL ~~Al-Cu~~ ^{Al-Cu} BeCu, C17200 HARDENED.
2. FINISH: AS SPECIFIED - SEE TOP LEFT.
3. STRIPS MAY BE SUPPLIED CUT TO ANY FULL FINGER INCREMENT.
ALLOWED LENGTHS = NUMBER OF FINGERS MINUS SLOT WIDTH.
4. UNLESS OTHERWISE SPECIFIED DIMENSIONS ARE IN INCHES.

UNLESS OTHERWISE SPECIFIED ALL TOLERANCES TO BE:

- .XX ±.02
- .XXX ±.005
- .X ±.005/in.

Tech-Etch

45 Aldrin Road, Plymouth, MA 02360
TEL 508-747-0300 • FAX 508-746-9639
sales@tech-etch.com • www.tech-etch.com

SCALE: 180%

CATALOG PROFILE: 250V37F

DATE: 10/31/03

PART NAME: Snap-on Symmetrical Slot Mounting

CUSTOMER PART NUMBER: